

Gaylord


Your Trusted Source®





HARMONY™ FURNITURE by GAYLORD®

EXPERIENCE THE ULTIMATE IN DESIGNER LIBRARY FURNITURE. Featuring the soft hues and subtle woodgrain of solid maple with the flexibility of modularity, to easily configure to any space. This beautiful high-quality line of furniture encompasses everything you need for your library, from our newly redesigned circulation desk to workstations, carrels, stands, tables and shelving.



The Circulation Desk

REDESIGNED TO STRIKE A CHORD

Our *Harmony* circulation desk has unique new features with adaptable modularity that makes it work for any library, big or small. From the easy-care, solid resin work surface that gives the look and feel of granite to the beautiful, yet practical, canted front for patron comfort, this desk provides the ultimate in functionality while delivering undeniable appeal.





WHAT DOES THE HARMONY CIRCULATION DESK HAVE TO OFFER YOU?

- a) Solid dovetail drawer construction for durability*
- b) Ample drawer space for file storage and more*
- c) Spacious shelving for convenient in-desk storage*

- d) A unique space to consult with patrons*
- e) Beautiful curves to direct traffic smoothly*
- f) A seamless book drop design*

Features & Benefits

LOCKING DRAWERS
to keep files and personal
items concealed

BOOK RETURN CART
with a depressible platform
and swivel casters
for easy removal of books

SMOKED PLEXIGLASS INLAY
provides an unobstructed
view of patrons with
the privacy of a panel

ADJUSTABLE SHELVES
accommodate many items
for convenient access



HARMONY WOOD FINISHES



DARK CHERRY




LIGHT CHERRY



NATURAL MAPLE

HARMONY SOLID WORK SURFACES



KEYSTONE



CANYON



METROPOLITAN

SPACIOUS SEATING AREA

with plenty of room
for movement

ANTIBACTERIAL SOLID SURFACE

is stain-resistant and
allows you to easily buff
out scratches

LOCKABLE CABINETS

for ample storage that's
private and secure



Workstations & Carrels

MAKE IT AN ENSEMBLE OR GO SOLO

Whether you need privacy or a collaborative workspace, our Harmony workstations and carrels help you focus on the task at hand. Hold a personal study session or accommodate large group work, all with the beauty and durability of maple.



1) Study Carrel

2) Computer Workstation

⊕ *additional heights and widths available
see Gaylord.com/HarmonyWorkspaces*

HARMONY RAYED-DIAMOND WOOD FINISHES



DARK CHERRY
light cherry accent



NATURAL MAPLE
light cherry accent



NATURAL MAPLE
dark cherry accent



LIGHT CHERRY
dark cherry accent



LIGHT CHERRY
natural maple accent




DARK CHERRY
natural maple accent



Reading Tables

THE PERFECT ACCOMPANIMENT

Our Harmony tables offer a unique blend of style and quality construction, providing an ideal reading environment or discussion area for any library.



1) Round Reading Table

2) Rectangular Reading Table

3) Square Reading Table

⊕ *additional sizes available
see Gaylord.com/HarmonyTables*



Stands

AN INTERLUDE WITH APPEAL

Create the perfect end-of-range computer station, or store and display anything from periodicals to atlases with Harmony's beautifully designed stands.



- 1) Dictionary Stand
- 2) Periodical Rack
- 3) Atlas Stand
- 4) Media Storage Case
- 5) Newspaper Table
- 6) Computer Stand

Shelves & End Panels

INSTRUMENTAL TO YOUR COLLECTION

Our shelving is engineered with superior quality frame construction, in multiple heights and configurations to meet any library's needs. We also offer premium maple end panels to give your existing steel shelving the beauty of Harmony.



1



2

1) Wood Shelving

⊕ available in single- or double-faced in additional heights
see Gaylord.com/HarmonyShelves

2) Arched End Panel

⊕ additional heights and depths available
see Gaylord.com/HarmonyEndPanels



a



b



c

a) Box cornice with bullnose trim

b) One-inch thick hardwood maple

c) Superior craftsmanship

Take the Guesswork Out of Renovating



YOUR RENOVATION IS IMPORTANT TO US, no matter the size of the project. Based on your ideas, space and budget, our library design team can guide you through the process. Together we can make the best use of every inch of your space, select stylish and comfortable furniture, and create an inviting place for your patrons.



Call or Email a Gaylord Library Design Expert Now!

1-866-784-7282 • 8:00 AM – 5:00 PM EST
Monday–Friday

PLAN

- One-on-one needs assessment
- Detailed space analysis
- Grant and proposal assistance

DESIGN

- Expert furniture selection
- Skilled space planning
- Free virtual 3-D floor plan

EXECUTE

- Interact with architects and contractors
- Coordinate deliveries and installation
- Continued support



HEIDI DETOR
heidi.detor@gaylord.com

Your Library Design Team

From layout and design to final installation, our Library Design Team knows what it takes to make your library project a huge success.



BOB SCHERZER
bob.scherzer@gaylord.com

Modular Circulation Desk Components



1



2



3



4



5



6



7



8



9



10



11



12



13



14



15

COMPONENT LISTING

1. Bi-Level Desk Unit, 72" wide
2. Bi-Level Desk Unit, 36" wide
3. Full Top Desk Unit
4. Desk Pedestal
5. Book Return Unit
6. Book Return Cart
7. Cupboard Unit
8. Open Shelf with Patron Ledge
9. Full Drawer Cabinet
10. 45° Corner
11. 90° Corner
12. 45° Corner with Patron Ledge
13. 90° Corner with Patron Ledge
14. Right Facing Table
15. Left Facing Table

Modular components allow you to create a custom configuration to meet your library's needs. All circulation desk pieces are available in sitting height with or without a patron ledge, or standing height.

Choose from over 40 unique components to compose your dream desk.

THE HARMONY DESIGN AESTHETIC

Manufactured in the United States. Constructed in maple or oak. Harmony is available with an optional rayed-diamond design.

Materials: All wood is kiln-dried hardwood with a moisture content of 5 to 7 percent at the time of fabrication. Woods are hand selected for uniformity of grain and color. Structurally sound wood is selected for internal parts. Grade "A1" plain-sliced face veneers are slip matched. Work surfaces are horizontal grade and high-pressure laminates .050 thick, with a .020 backing sheet. They meet N.E.M.A specifications. Particleboard substrate, 1¹/₈" thick, offers a foundation for the plastic laminate finish, 1³/₁₆" thick. Shipment: Components are fully enclosed in double wall corrugated cardboard with edge and internal protection, then banded to a hardwood skid.

CIRCULATION AND SERVICE DESKS

Components are modular with work surfaces measuring 34"W, 58"W or 70"W x 28"D. Standard outside dimension widths are 36", 60" or 72". Standard work surface heights will be 29" or 39". End panels capture the face panels and work surfaces. All modules have canted faces. Face panels are 3/4" veneer with a 4" black laminate kick plate. End panels are 1" thick com-posite core with hardwood edge bands, 1"H x 3/4" thick on the vertical and top edges, profiled in semi-bullnose, with a 5/16" thick flat band on the bottom. Work surfaces are solid surface, highly durable, scratch- and stain-resistant, antibacterial, stone-color resin. These surfaces are both non-porous and renewable. Bronze wire pulls open drawers and doors. Modular patron ledges have matching solid surfaces, aluminum risers and tinted acrylic privacy panels. Desks may be configured as straight-line, "L-shaped", "U-shaped" and "dog-leg", and reconfigured whenever necessary.

READING TABLES

Available in all standard dimensions with horizontal grade, high-pressure laminate surfaces and 1³/₁₆" overall work surface thickness, in color as specified. All outside edges of the tabletop have a 1³/₁₆"W x 1³/₁₆" thick hardwood banding, machined to a semi-bullnose edge profile. The corners match the edge profile with slightly rounded butt joint detail. Tables have 3/4" x 2¹/₈" recessed hardwood aprons. The aprons are mounted to the underside of the table with #7 x 1¹/₄" square head wood screws, countersunk at a 15-degree angle for strength. Hardwood 7/8" x 7/8" cleats are installed on the inside of the apron to provide additional strength. The table legs are fitted between the table aprons at the corners to form a 1/4" reveal. Legs are 2¹/₄" solid wood. The two inside faces of the leg are tapered to create a graceful style. The two outside faces have a 3" tapering radius. The top of the leg is machined to accept twin 3/8"-16 x 3¹/₂" machine bolts. These bolts are inserted into a double-threaded barrel nut and centered in the top of the leg for a metal-to-metal connection. The machine bolts on the leg are placed through holes on a 4" x 2" hardwood corner brace grooved into the side aprons at 45 degrees. The hardwood corner brace is screwed into the underside of the top with two #7 x 1¹/₄" wood screws. The leg is secured in place with nylock nuts. This system offers a rigid frame with none of the bend or flex found in metal corner leg supports. The bottom of each leg has a steel-threaded, adjustable-leveling glide. Table legs are cut to provide an overall height of 29"H at the surface of the table top.

IMPORTANCE OF MODULARITY


All Gaylord service desks are fully modular. This provides the library with the option of repositioning the desk. The library may add whatever functionality it desires. The desks are fully scalable as needs change. Modular desks also cost significantly less than custom-built desks.

CARRELS AND WORKSTATIONS

Full panel design offered in 2 widths, either 48"H x 36"W x 31"D or 48"H x 48"W x 31"D—all with 1" thick "A1" veneer composite core. Panels are edge-banded with 5/16" solid wood and profiled in a semi-bullnose. Work surface and upper shelf (on carrel) are edge-banded in 1³/₁₆" x 1¹/₈" solid wood with a semi-bullnose profile. Work surface and top shelf are dowelled and glued to the side and front panels and supported underneath with 7/8" x 7/8" solid wood cleats that are glued and screwed in place for added strength. Work surfaces have 2" grommets in front corners. Bottom panels are fitted with adjustable glides.

FIT AND FINISH

In the manufacturing process, hardwood parts are glued, cut to size, machined and finish sanded on a two-head wide-belt finishing sander. Hardwood veneer end panels are finish sanded on a Heesman automatic veneer-panel sander. Finish sanding of veneer panels and hardwood parts include the use of 100, 120 and 150 grit-sanding belts. After parts are assembled into a free-standing unit, final hand sanding and inspection prepares the unit for the first finishing step. The selected color finish is hand applied and cloth wiped to provide a uniform color, unless clear coat is specified. All exposed wood panels, parts, edges and legs are finished using a two-part catalyzed varnish for scratch and chemical resistance. Harmony is available in a Natural Maple, Light Cherry on Maple, or Dark Cherry on Maple finish and six Gaylord® standard finishes on oak. Work surfaces are available in over 200 colors of high-pressure laminate. The Circulation Desk solid surfaces are available in three stone colors.



h a r m o n y TM



Gaylord®

P.O. Box 4901
Syracuse, New York 13221-4901
T: 1.800.448.6160 • F: 1.800.272.3412

WWW.GAYLORD.COM